


MUNICIPIO DE COQUIMATLAN, COL.
Sistema Integral de Contabilidad Gubernamental
ESTADO ANALITICO DEL EJERCICIO DEL PRESUPUESTO DE EGRESOS

Clasificación Administrativa

DEL 1 DE NOVIEMBRE AL 30 DE NOVIEMBRE DE 2022

Análisis por: Clasificación Administrativa

Clave Presupuestaria UP-UR-UE	Descripción	Aprobado Nov-Nov	Ampliaciones / (Reducciones) Nov-Nov	Modificado Nov-Nov	DpC Nov- Nov	Devengado Nov-Nov	Pagado Nov-Nov	Subejercicio Nov-Nov
01	REGIDORES	279,008.88	-24,450.00	254,558.88	0.00	254,558.88	255,308.88	0.00
01 01	REGIDORES	279,008.88	-24,450.00	254,558.88	0.00	254,558.88	255,308.88	0.00
01 01 01	DESAPACHO DE REGIDORES	279,008.88	-24,450.00	254,558.88	0.00	254,558.88	255,308.88	0.00
02	PRESIDENCIA MUNICIPAL	296,292.46	-107,077.77	189,214.69	0.00	189,214.69	189,214.69	0.00
02 01	PRESIDENCIA MUNICIPAL	296,292.46	-107,077.77	189,214.69	0.00	189,214.69	189,214.69	0.00
02 01 01	DESAPACHO DE PRESIDENCIA	168,317.86	-39,211.12	129,106.74	0.00	129,106.74	129,106.74	0.00
02 01 02	SECRETARIA PARTICULAR	127,974.60	-67,866.65	60,107.95	0.00	60,107.95	60,107.95	0.00
03	SECRETARIA DEL H AYUNTAMIENTO	720,989.56	-68,757.19	652,232.37	0.00	652,232.37	644,145.37	0.00
03 01	SECRETARIA DEL H AYUNTAMIENTO	720,989.56	-68,757.19	652,232.37	0.00	652,232.37	644,145.37	0.00
03 01 01	DESAPACHO DE SECRETARIA DEL H AYUNTAMIENTO	303,315.26	-16,875.13	286,440.13	0.00	286,440.13	278,353.13	0.00
03 01 02	DIRECCION DE ASUNTOS JURIDICOS	74,710.86	-18,636.62	56,074.24	0.00	56,074.24	56,074.24	0.00
03 01 03	DIRECCION DE COMUNICACION SOCIAL	51,016.83	-9,813.98	41,202.85	0.00	41,202.85	41,202.85	0.00
03 01 04	DIRECCION DE CULTURA	53,524.90	2,172.00	55,696.90	0.00	55,696.90	55,696.90	0.00
03 01 05	DIRECCION DE DEPORTES	94,641.90	3,348.49	97,990.39	0.00	97,990.39	97,990.39	0.00
03 01 08	JUNTA MUNICIPAL DE PUEBLO JUAREZ	108,579.81	-11,351.95	97,227.86	0.00	97,227.86	97,227.86	0.00
03 01 09	COMISARIAS MUNICIPALES	35,200.00	-17,600.00	17,600.00	0.00	17,600.00	17,600.00	0.00
04	OFICIALIA MAYOR	1,571,428.47	-198,004.09	1,373,424.38	0.00	1,373,424.38	1,123,081.31	0.00
04 01	OFICIALIA MAYOR	1,571,428.47	-198,004.09	1,373,424.38	0.00	1,373,424.38	1,123,081.31	0.00
04 01 01	DESAPACHO DE OFICIALIA MAYOR	890,140.03	-120,671.85	769,468.18	0.00	769,468.18	574,988.63	0.00
04 01 03	DEPARTAMENTO DE RECURSOS HUMANOS	652,921.08	-76,665.78	576,255.30	0.00	576,255.30	520,391.78	0.00
04 01 05	DEPARTAMENTO DE INFORMATICA	28,367.36	-666.46	27,700.90	0.00	27,700.90	27,700.90	0.00
05	TESORERIA MUNICIPAL	416,479.38	34,916.92	451,396.30	0.00	451,396.30	465,327.07	0.00
05 01	TESORERIA MUNICIPAL	416,479.38	34,916.92	451,396.30	0.00	451,396.30	465,327.07	0.00
05 01 01	DESAPACHO DE TESORERIA MUNICIPAL	319,047.02	37,902.80	356,949.82	0.00	356,949.82	370,880.59	0.00
05 01 02	DIRECCION DE INGRESOS	8,184.60	17,172.18	25,356.78	0.00	25,356.78	25,356.78	0.00
05 01 03	DIRECCION DE EGRESOS Y CONTABILIDAD	39,890.95	-1,189.59	38,701.36	0.00	38,701.36	38,701.36	0.00
05 01 04	DIRECCION DE CATASTRO	49,356.81	-18,968.47	30,388.34	0.00	30,388.34	30,388.34	0.00
06	CONTRALOR MUNICIPAL	25,445.00	-593.17	24,851.83	0.00	24,851.83	24,851.83	0.00
06 01	CONTRALOR MUNICIPAL	25,445.00	-593.17	24,851.83	0.00	24,851.83	24,851.83	0.00
06 01 01	DESAPACHO DEL CONTRALOR MUNICIPAL	25,445.00	-593.17	24,851.83	0.00	24,851.83	24,851.83	0.00
07	DIRECCION DE OBRAS PUBLICAS, DESARROLLO URBANO Y ECOLOGIA	196,678.38	1,886,404.03	2,083,082.41	-	4,118,498.61	5,116,192.45	-
07 01	DIRECCION DE OBRAS PUBLICAS, DESARROLLO URBANO Y ECOLOGIA	196,678.38	1,886,404.03	2,083,082.41	-	4,118,498.61	5,116,192.45	-
07 01 01	DESAPACHO DE LA DIRECCION DE OBRAS PUBLICAS, DESARROLLO URBANO Y ECOLOGIA	196,678.38	-58,295.97	138,382.41	0.00	357,696.20	358,396.20	-
07 01 02	DEPARTAMENTO DE OBRAS PUBLICAS	0.00	1,944,700.00	1,944,700.00	-	3,760,802.41	4,757,796.25	-




MUNICIPIO DE COQUIMATLAN, COL.
Sistema Integral de Contabilidad Gubernamental
ESTADO ANALITICO DEL EJERCICIO DEL PRESUPUESTO DE EGRESOS

Clasificación Administrativa

DEL 1 DE NOVIEMBRE AL 30 DE NOVIEMBRE DE 2022

Análisis por: Clasificación Administrativa

Clave Presupuestaria	Descripción	Aprobado Nov-Nov	Ampliaciones / (Reducciones) Nov-Nov	Modificado Nov-Nov	DpC Nov- Nov	Devengado Nov-Nov	Pagado Nov-Nov	Subejercicio Nov-Nov
08	DIRECCION DE SERVICIOS PUBLICOS	1,319,870.14	32,715.17	1,352,585.31	0.00	1,352,585.31	1,370,008.91	0.00
08 01	DIRECCION DE SERVICIOS PUBLICOS	1,319,870.14	32,715.17	1,352,585.31	0.00	1,352,585.31	1,370,008.91	0.00
08 01 01	DESPACHO DE LA DIRECCION DE SERVICIOS PUBLICOS	1,252,838.72	54,739.39	1,307,578.11	0.00	1,307,578.11	1,325,001.71	0.00
08 01 03	DEPARTAMENTO DE PARQUES Y JARDINES	55,610.70	-20,903.40	34,707.30	0.00	34,707.30	34,707.30	0.00
08 01 06	DEPARTAMENTO DE PANTEON	11,420.72	-1,120.82	10,299.90	0.00	10,299.90	10,299.90	0.00
09	DIRECCION DE SEGURIDAD PUBLICA, TRANSITO Y VIALIDAD	1,253,586.12	31,295.37	1,284,881.49	0.00	1,284,881.49	1,502,798.09	0.00
09 01	DIRECCION DE SEGURIDAD PUBLICA, TRANSITO Y VIALIDAD	1,253,586.12	31,295.37	1,284,881.49	0.00	1,284,881.49	1,502,798.09	0.00
09 01 01	SEGURIDAD PUBLICA, TRANSITO Y VIALIDAD	1,253,586.12	31,295.37	1,284,881.49	0.00	1,284,881.49	1,502,798.09	0.00
10	DIRECCION DE DESARROLLO MUNICIPAL	166,532.87	-15,714.32	150,818.55	0.00	150,818.55	150,818.55	0.00
10 01	DIRECCION DE DESARROLLO MUNICIPAL	166,532.87	-15,714.32	150,818.55	0.00	150,818.55	150,818.55	0.00
10 01 01	DESPACHO DE LA DIRECCION DE DESARROLLO MUNICIPAL	63,463.48	-9,373.95	54,089.53	0.00	54,089.53	54,089.53	0.00
10 01 02	DEPARTAMENTO DE PLANEACION	91,649.87	-4,324.65	87,325.22	0.00	87,325.22	87,325.22	0.00
10 01 04	DEPARTAMENTO DE DESARROLLO RURAL	11,419.52	-2,015.72	9,403.80	0.00	9,403.80	9,403.80	0.00
11	ORGANISMOS PUBLICOS DESCENTRALIZADOS	685,903.37	-21,625.37	664,278.00	0.00	664,278.00	664,278.00	0.00
11 01	ORGANISMOS PUBLICOS DESCENTRALIZADOS	685,903.37	-21,625.37	664,278.00	0.00	664,278.00	664,278.00	0.00
11 01 01	DIF MUNICIPAL	685,903.37	-21,625.37	664,278.00	0.00	664,278.00	664,278.00	0.00
12	OBRA PUBLICA E INVERSION	0.00	0.00	0.00	0.00	0.00	0.00	0.00
12 01	OBRA PUBLICA	0.00	0.00	0.00	0.00	0.00	0.00	0.00
12 01 01	OBRA PUBLICA	0.00	0.00	0.00	0.00	0.00	0.00	0.00
13	DEUDA PUBLICA	106,283.65	17,734.75	124,018.40	0.00	124,018.40	124,018.40	0.00
13 01	DEUDA PUBLICA	106,283.65	17,734.75	124,018.40	0.00	124,018.40	124,018.40	0.00
13 01 01	DEUDA PUBLICA	106,283.65	17,734.75	124,018.40	0.00	124,018.40	124,018.40	0.00
14	TRANSFERENCIAS, SUBSIDIOS Y AYUDAS	26,750.00	-22,250.00	4,500.00	0.00	4,500.00	4,500.00	0.00
14 03	AYUDAS	26,750.00	-22,250.00	4,500.00	0.00	4,500.00	4,500.00	0.00
14 03 01	AYUDAS SOCIALES A PERSONAS	26,750.00	-22,250.00	4,500.00	0.00	4,500.00	4,500.00	0.00
TOTAL DEL GASTO:		7,065,248.28	1,544,594.33	8,609,842.61	-2,517.61	10,645,258.81	11,634,543.55	-2,035,416.20
					8.61			




MUNICIPIO DE COQUIMATLAN, COL.
Sistema Integral de Contabilidad Gubernamental
ESTADO ANALITICO DEL EJERCICIO DEL PRESUPUESTO DE EGRESOS
 Clasificación Administrativa

DEL 1 DE ENERO AL 30 DE NOVIEMBRE DE 2022

Análisis por: Clasificación Administrativa

Clave Presupuestaria UP-UR-UE	Descripción	Aprobado Ene-Nov	Ampliaciones / (Reducciones) Ene-Nov	Modificado Ene-Nov	DpC Ene- Nov	Devengado Ene-Nov	Pagado Ene-Nov	Subejercicio Ene-Nov
01	REGIDORES	2,918,542.64	-130,007.47	2,788,535.17	0.00	2,788,535.17	2,788,535.17	0.00
01 01	REGIDORES	2,918,542.64	-130,007.47	2,788,535.17	0.00	2,788,535.17	2,788,535.17	0.00
01 01 01	DESPACHO DE REGIDORES	2,918,542.64	-130,007.47	2,788,535.17	0.00	2,788,535.17	2,788,535.17	0.00
02	PRESIDENCIA MUNICIPAL	3,441,112.38	-1,078,547.89	2,362,564.49	0.00	2,362,564.49	2,354,183.13	0.00
02 01	PRESIDENCIA MUNICIPAL	3,441,112.38	-1,078,547.89	2,362,564.49	0.00	2,362,564.49	2,354,183.13	0.00
02 01 01	DESPACHO DE PRESIDENCIA	1,830,151.88	-283,628.24	1,546,523.64	0.00	1,546,523.64	1,538,142.28	0.00
02 01 02	SECRETARIA PARTICULAR	1,610,960.50	-794,919.65	816,040.85	0.00	816,040.85	816,040.85	0.00
03	SECRETARIA DEL H AYUNTAMIENTO	8,245,594.31	-750,622.89	7,494,971.42	0.00	7,494,971.42	7,485,199.22	0.00
03 01	SECRETARIA DEL H AYUNTAMIENTO	8,245,594.31	-750,622.89	7,494,971.42	0.00	7,494,971.42	7,485,199.22	0.00
03 01 01	DESPACHO DE SECRETARIA DEL H AYUNTAMIENTO	3,372,295.91	-264,324.22	3,107,971.69	0.00	3,107,971.69	3,098,651.69	0.00
03 01 02	DIRECCION DE ASUNTOS JURIDICOS	833,746.20	-249,552.49	584,193.71	0.00	584,193.71	584,193.71	0.00
03 01 03	DIRECCION DE COMUNICACION SOCIAL	598,162.90	-25,743.90	572,419.00	0.00	572,419.00	572,419.00	0.00
03 01 04	DIRECCION DE CULTURA	606,580.82	47,471.28	654,052.10	0.00	654,052.10	654,052.10	0.00
03 01 05	DIRECCION DE DEPORTES	1,105,302.11	48,960.42	1,154,262.53	0.00	1,154,262.53	1,153,810.33	0.00
03 01 08	JUNTA MUNICIPAL DE PUEBLO JUAREZ	1,342,306.37	-113,833.98	1,228,472.39	0.00	1,228,472.39	1,228,472.39	0.00
03 01 09	COMISARIAS MUNICIPALES	387,200.00	-193,600.00	193,600.00	0.00	193,600.00	193,600.00	0.00
04	OFICIALIA MAYOR	18,567,912.58	-2,444,649.87	16,123,262.71	1,535.60	16,121,727.11	15,635,426.29	1,535.60
04 01	OFICIALIA MAYOR	18,567,912.58	-2,444,649.87	16,123,262.71	1,535.60	16,121,727.11	15,635,426.29	1,535.60
04 01 01	DESPACHO DE OFICIALIA MAYOR	10,653,193.49	-821,423.05	9,831,770.44	1,535.60	9,830,234.84	9,624,950.03	1,535.60
04 01 03	DEPARTAMENTO DE RECURSOS HUMANOS	7,598,497.51	-1,623,380.18	5,975,117.33	0.00	5,975,117.33	5,694,101.32	0.00
04 01 05	DEPARTAMENTO DE INFORMATICA	316,221.58	153.36	316,374.94	0.00	316,374.94	316,374.94	0.00
05	TESORERIA MUNICIPAL	6,270,023.43	-850,666.14	5,419,357.29	0.00	5,419,357.29	5,415,798.29	0.00
05 01	TESORERIA MUNICIPAL	6,270,023.43	-850,666.14	5,419,357.29	0.00	5,419,357.29	5,415,798.29	0.00
05 01 01	DESPACHO DE TESORERIA MUNICIPAL	5,131,003.89	-765,630.53	4,365,373.36	0.00	4,365,373.36	4,361,814.36	0.00
05 01 02	DIRECCION DE INGRESOS	91,667.52	160,603.81	252,271.33	0.00	252,271.33	252,271.33	0.00
05 01 03	DIRECCION DE EGRESOS Y CONTABILIDAD	464,555.56	-17,320.11	447,235.45	0.00	447,235.45	447,235.45	0.00
05 01 04	DIRECCION DE CATASTRO	582,796.46	-228,319.31	354,477.15	0.00	354,477.15	354,477.15	0.00
06	CONTRALOR MUNICIPAL	279,766.00	37.85	279,803.85	0.00	279,803.85	279,803.85	0.00
06 01	CONTRALOR MUNICIPAL	279,766.00	37.85	279,803.85	0.00	279,803.85	279,803.85	0.00
06 01 01	DESPACHO DEL CONTRALOR MUNICIPAL	279,766.00	37.85	279,803.85	0.00	279,803.85	279,803.85	0.00
07	DIRECCION DE OBRAS PUBLICAS, DESARROLLO URBANO Y ECOLOGIA	2,432,534.18	21,859,532.80	24,292,066.98	-	17,550,699.34	17,337,645.00	6,741,367.18
07 01	DIRECCION DE OBRAS PUBLICAS, DESARROLLO URBANO Y ECOLOGIA	2,432,534.18	21,859,532.80	24,292,066.98	-	17,550,699.34	17,337,645.00	6,741,367.18
07 01 01	DESPACHO DE LA DIRECCION DE OBRAS PUBLICAS, DESARROLLO URBANO Y ECOLOGIA	2,432,534.18	-54,638.03	2,377,896.15	3,830.21	2,196,900.72	2,196,900.72	180,995.43
07 01 02	DEPARTAMENTO DE OBRAS PUBLICAS	0.00	21,914,170.83	21,914,170.83	-	15,353,798.62	15,140,744.28	6,560,372.14



MUNICIPIO DE COQUIMATLAN, COL.
Sistema Integral de Contabilidad Gubernamental
ESTADO ANALITICO DEL EJERCICIO DEL PRESUPUESTO DE EGRESOS
 Clasificación Administrativa

DEL 1 DE ENERO AL 30 DE NOVIEMBRE DE 2022

Análisis por: Clasificación Administrativa

Clave Presupuestaria	Description	Aprobado Ene-Nov	Ampliaciones / (Reducciones) Ene-Nov	Modificado Ene-Nov	DpC Ene-Nov	Devengado Ene-Nov	Pagado Ene-Nov	Subejercicio Ene-Nov
08	DIRECCION DE SERVICIOS PUBLICOS	14,916,099.43	485,009.82	15,401,109.25	0.00	15,401,109.25	15,250,799.25	0.00
08 01	DIRECCION DE SERVICIOS PUBLICOS	14,916,099.43	485,009.82	15,401,109.25	0.00	15,401,109.25	15,250,799.25	0.00
08 01 01	DESPACHO DE LA DIRECCION DE SERVICIOS PUBLICOS	14,234,035.11	584,749.54	14,818,784.65	0.00	14,818,784.65	14,668,474.65	0.00
08 01 03	DEPARTAMENTO DE PARQUES Y JARDINES	554,555.40	-87,589.68	466,965.72	0.00	466,965.72	466,965.72	0.00
08 01 06	DEPARTAMENTO DE PANTEON	127,508.92	-12,150.04	115,358.88	0.00	115,358.88	115,358.88	0.00
09	DIRECCION DE SEGURIDAD PUBLICA, TRANSITO Y VIALIDAD	12,961,031.01	614,522.05	13,575,553.06	0.00	13,575,553.06	13,575,553.06	0.00
09 01	DIRECCION DE SEGURIDAD PUBLICA, TRANSITO Y VIALIDAD	12,961,031.01	614,522.05	13,575,553.06	0.00	13,575,553.06	13,575,553.06	0.00
09 01 01	SEGURIDAD PUBLICA, TRANSITO Y VIALIDAD	12,961,031.01	614,522.05	13,575,553.06	0.00	13,575,553.06	13,575,553.06	0.00
10	DIRECCION DE DESARROLLO MUNICIPAL	1,973,826.93	-237,589.92	1,736,237.01	0.00	1,736,237.01	1,736,237.01	0.00
10 01	DIRECCION DE DESARROLLO MUNICIPAL	1,973,826.93	-237,589.92	1,736,237.01	0.00	1,736,237.01	1,736,237.01	0.00
10 01 01	DESPACHO DE LA DIRECCION DE DESARROLLO MUNICIPAL	772,656.16	-133,711.07	638,945.09	0.00	638,945.09	638,945.09	0.00
10 01 02	DEPARTAMENTO DE PLANEACION	1,073,675.29	-71,988.67	1,001,686.62	0.00	1,001,686.62	1,001,686.62	0.00
10 01 04	DEPARTAMENTO DE DESARROLLO RURAL	127,495.48	-31,890.18	95,605.30	0.00	95,605.30	95,605.30	0.00
11	ORGANISMOS PUBLICOS DESCENTRALIZADOS	7,396,166.26	47,391.74	7,443,558.00	0.00	7,443,558.00	7,443,558.00	0.00
11 01	ORGANISMOS PUBLICOS DESCENTRALIZADOS	7,396,166.26	47,391.74	7,443,558.00	0.00	7,443,558.00	7,443,558.00	0.00
11 01 01	DIF MUNICIPAL	7,396,166.26	47,391.74	7,443,558.00	0.00	7,443,558.00	7,443,558.00	0.00
12	OBRA PUBLICA E INVERSTION	17,446,925.22	-	0.00	0.00	0.00	0.00	0.00
12 01	OBRA PUBLICA	17,446,925.22	-17,446,925.22	0.00	0.00	0.00	0.00	0.00
12 01 01	OBRA PUBLICA	17,446,925.22	-17,446,925.22	0.00	0.00	0.00	0.00	0.00
13	DEUDA PUBLICA	1,084,440.00	99,253.00	1,183,693.00	0.00	1,183,693.00	1,183,693.00	0.00
13 01	DEUDA PUBLICA	1,084,440.00	99,253.00	1,183,693.00	0.00	1,183,693.00	1,183,693.00	0.00
13 01 01	DEUDA PUBLICA	1,084,440.00	99,253.00	1,183,693.00	0.00	1,183,693.00	1,183,693.00	0.00
14	TRANSFERENCIAS, SUBSIDIOS Y AYUDAS	248,896.00	-106,005.00	142,891.00	0.00	142,891.00	142,891.00	0.00
14 03	AYUDAS	248,896.00	-106,005.00	142,891.00	0.00	142,891.00	142,891.00	0.00
14 03 01	AYUDAS SOCIALES A PERSONAS	248,896.00	-106,005.00	142,891.00	0.00	142,891.00	142,891.00	0.00
TOTAL DEL GASTO:		98,182,870.37	60,732.86	98,243,603.23	-3,811.70	91,500,699.99	90,629,322.27	6,742,903.24
					3.76			